



# *Canāree Air Quality Monitors*

---


## **QUICK START GUIDE**






Copyright © 2021 Piera Systems Inc. All rights reserved.  
Made in Korea

## CANĀREE DIAGRAM

---



-  Do not obstruct the air inlet and outlet during operation.
-  Do not operate in a heavily contaminated environment.
-  This product should not be considered as a replacement for existing smoke alarms.

## INCLUDED IN THIS KIT

---



1. Canāree Sensor



2. Quick Start Guide

## STEP 1

Connect the Cănaree sensor directly to a PC running Windows 10 or MacOS (10.15 or above) using any available USB-A Port or USB Hub



When powered via USB the Cănaree will illuminate and display real-time AQI status colors

## STEP 2

Download SenseiAQ software at [www.pierasystems.com/support](http://www.pierasystems.com/support) and run the application with your Cănaree connected



Configure Wifi Network for your Cănaree under the Settings Tab of SenseiAQ.

Login to SenseiAQ using your Piera Account and click Register device. (New users can create a Piera account before logging in)

SenseiAQ will immediately begin displaying PM concentrations in the dashboard in  $\mu\text{g}/\text{m}^3$ . AQI values are displayed after the first 60 seconds and then updated every minute.

## STEP 3

Once the above has been completed Cănaree can be disconnected from your PC and deployed in its final location on a suitable USB Power source and within range of your Wireless network.

Data can be viewed in real-time using the SenseiAQ Application or remotely via [sensei.pierasystems.com](http://sensei.pierasystems.com)



## LED COLORS

---

After bootup, Canāree LED Bird will update its color in real-time based on AQI changes. These correspond with US EPA Recommendations regarding Air Quality and its impacts on Health. The LED Lights may flash for 10 seconds if smoke or vape is detected with VSD mode on.

	Good AQI Score of 0-50		Smoke detected (RED)
	Moderate AQ Score of 51-150		Vape detected (BLUE)
	Unhealthy AQI Score of 151-300		No LED light: No USB power or possible device malfunction
	Hazardous AQI Score above 301		

Congratulations!

You are now in possession of the world's most accurate and responsive air quality monitor.

## Next Steps:

---

- For tips on Installing and Powering your Canāree device, see the Canāree Install Guide
- To learn more about the features of the SenseiAQ software, see the SenseiAQ User Guide.
- For information on third-party integrations contact us at [support@pierasystems.com](mailto:support@pierasystems.com).
- More resources at [www.pierasystems.com](http://www.pierasystems.com).